



County of Orange Registrar of Voters



VOTE EASY.
VOTE SECURE.

ORANGE COUNTY REGISTRAR OF VOTERS



2026 Statewide Direct Primary Election Media Briefing

April 29, 2026

A solid yellow horizontal bar spans the width of the slide at the bottom.



Housekeeping

- Please mute yourself unless speaking
- May raise your hand to ask a question or submit a question in the chat
- Please type your name and media organization in the chat



Bob Page

Registrar of Voters





Registrar of Voters' Mission Statement

"To provide election services for the citizens of Orange County to ensure equal access to the election process, protect the integrity of votes, and maintain a transparent, accurate and fair process."



Registrar of Voters' Vision Statement

"To ensure excellence in the administration of elections to inspire confidence and trust in the democratic process."



Agenda

- 2026 Statewide Direct Primary Election Important Dates
- Mailing of County Voter Information Guides and Ballots
- Vote Easy
- Vote Secure
- Online Data Available
- Media Opportunities Schedule

2026 Statewide Direct Primary Election



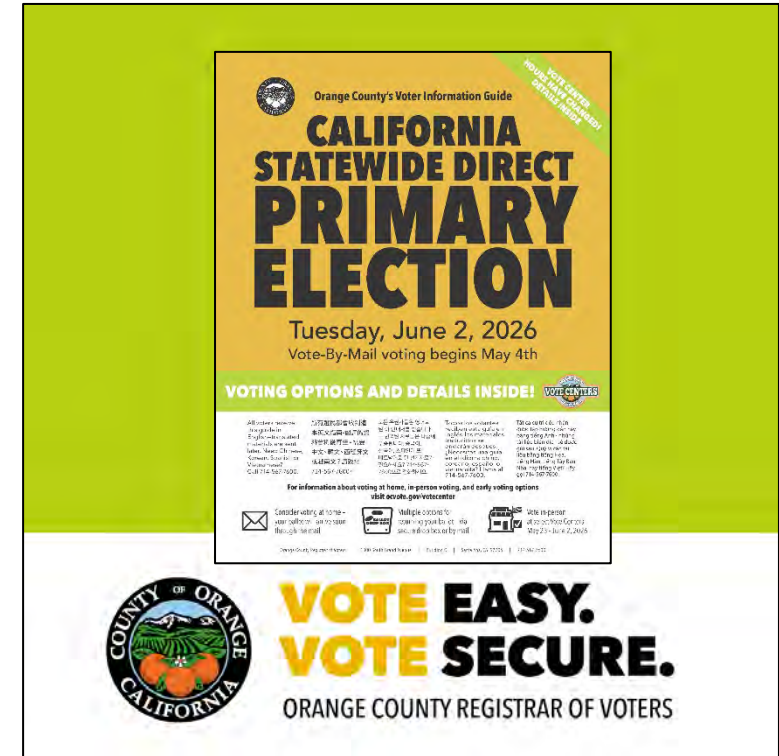
2026 Primary Election – Key Dates

- Military/Overseas Ballots Issued: April 3 – April 18
- County VIG Mailing Started: April 22
- VBM Ballot Mailing Starts: May 4
- Last Day for Voter Registration: May 18
- In-Person Voting: May 23 – June 2
- Complete Canvass: June 26 – July 2

County Voter Information Guides and Ballots



- Voter Information Guides (VIG) – mailing began April 22
- View & download by visiting ocvote.gov/VIG



County Voter Information Guides and Ballots



- Vote-By-Mail ballots – will be mailed starting May 4
- Track your Vote-By-Mail ballot from start to finish
- Check ballot return status at ocvote.gov/track
- Sign up for State updates by email, text or phone
 - Ballot Mailed to Voter
 - Ballot Received by Registrar of Voters
 - Ballot Accepted for Counting





2026 Statewide Direct Primary Election

What offices are up for election?

- Voter nominated elections for U.S. House of Representatives, State Senate, State Assembly, and State Constitutional offices.
- Nonpartisan elections for Superior Court Judge, State Superintendent of Public Instruction, County Superintendent of Schools, County Board of Education (Area 5), County Board of Supervisors (2nd, 4th & 5th), Assessor, Auditor-Controller, Clerk-Recorder, and Treasurer-Tax Collector.

More information: ocvote.gov/elections



2026 Statewide Direct Primary Election

- 17-inch ballot
- 79 unique ballot styles
- 42 Candidate Contests
- 224 Candidates

Vote Easy



Orange County Elections are...

- Accessible
- Fair
- Accurate
- Secure
- Transparent





2026 Statewide Direct Primary Election

- All registered voters will receive a Vote-By-Mail ballot
- 191 Vote Centers
 - 39 open for 11 Days
 - 152 open for 4 Days
 - 10 with a drive thru ballot drop off
 - 5 pop-up voting events
- 128 Ballot Drop Boxes open on May 4
 - Open for 30 days through June 2


Locations: ocvote.gov/options

Pop-ups: ocvote.gov/pop-up



Four Easy Ways to Vote

- Return Ballot by Mail
- Place Ballot in a Secure Drop Box
 - One per 15,000 Voters
- Drop Ballot Off at a Vote Center
 - One per 50,000 Voters – E-10 to E-4
 - One per 10,000 Voters – E-3 to E-0
- Scan Ballot at a Vote Center





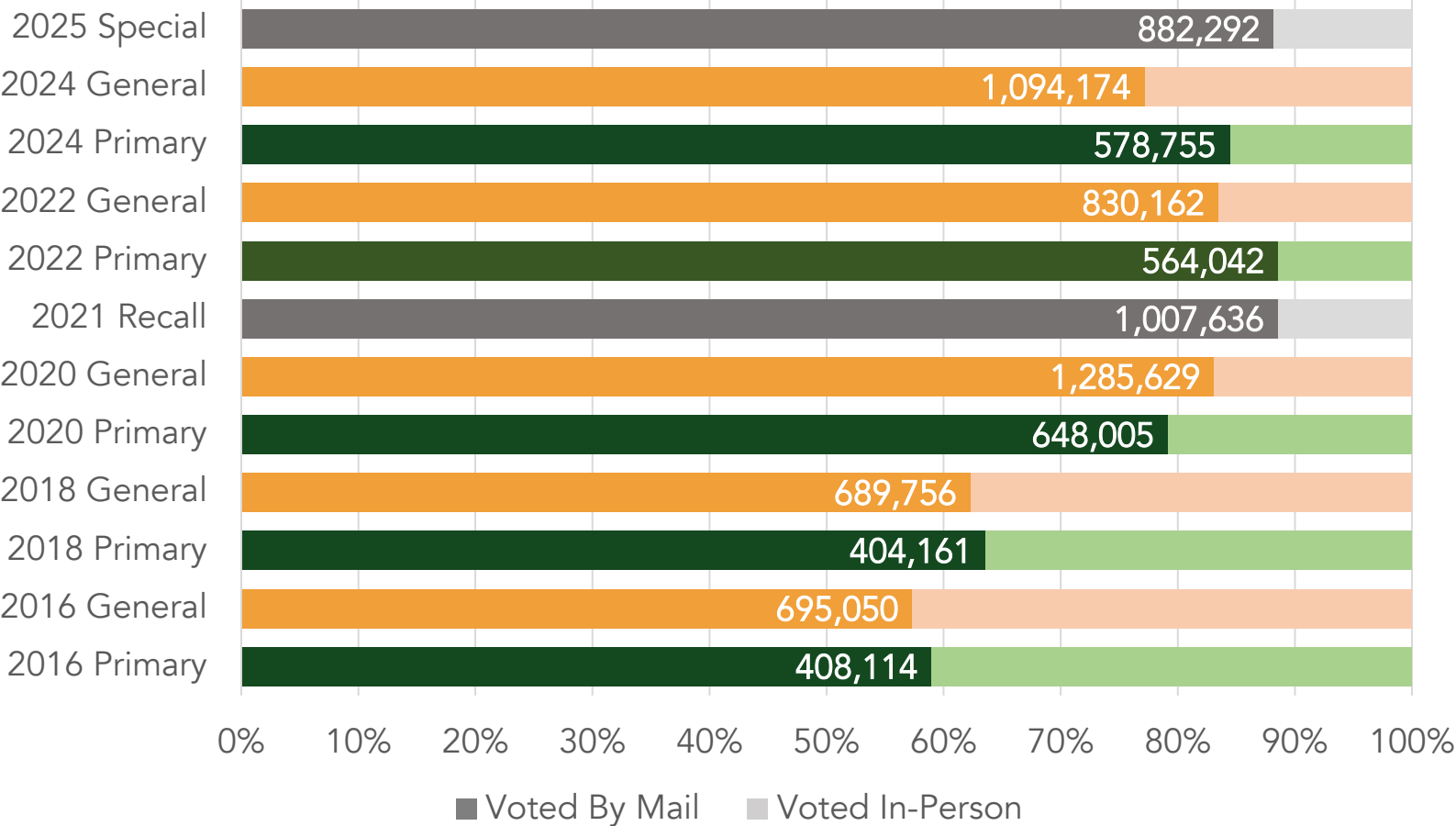
New Vote Center Hours

- Vote Center Hours
 - Early Voting E-10 to E-1: 10 a.m. to 6 p.m.
 - Election Day: 7 a.m. to 8 p.m.
- Election Administration Plan 2026-2029
- Approved by Secretary of State on Dec. 4, 2025

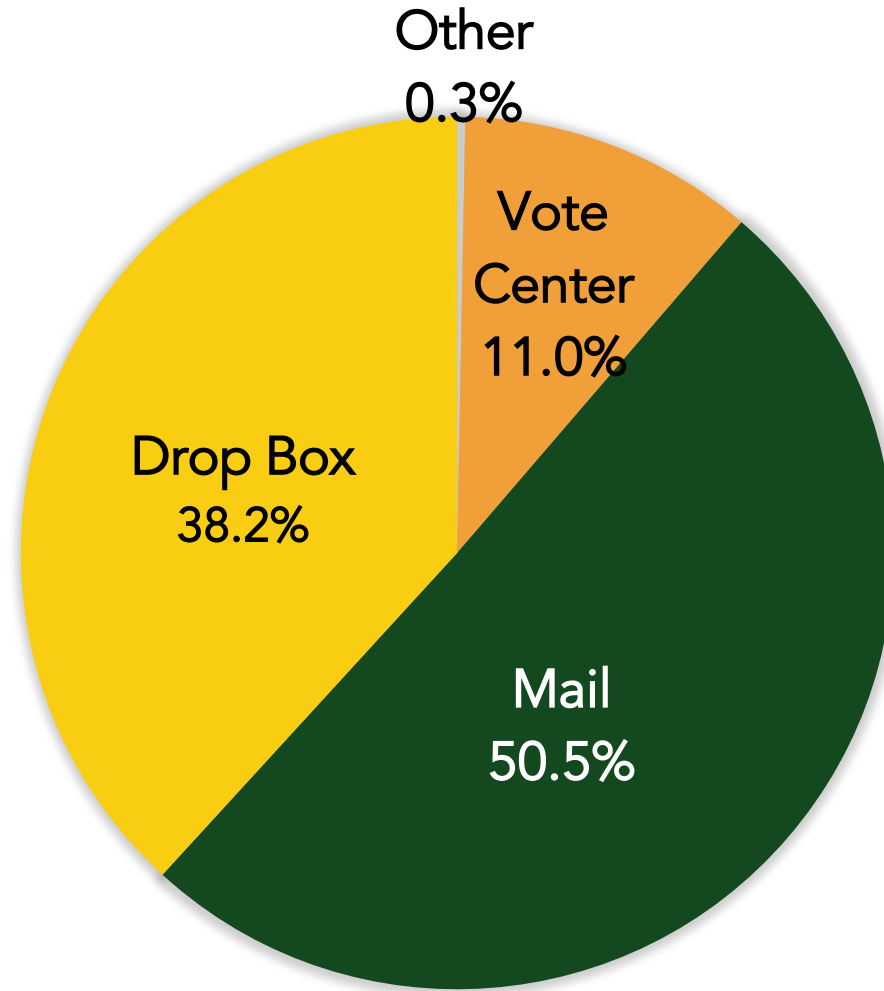
ocvote.gov/eap



Vote-By-Mail vs. Vote Center Participation

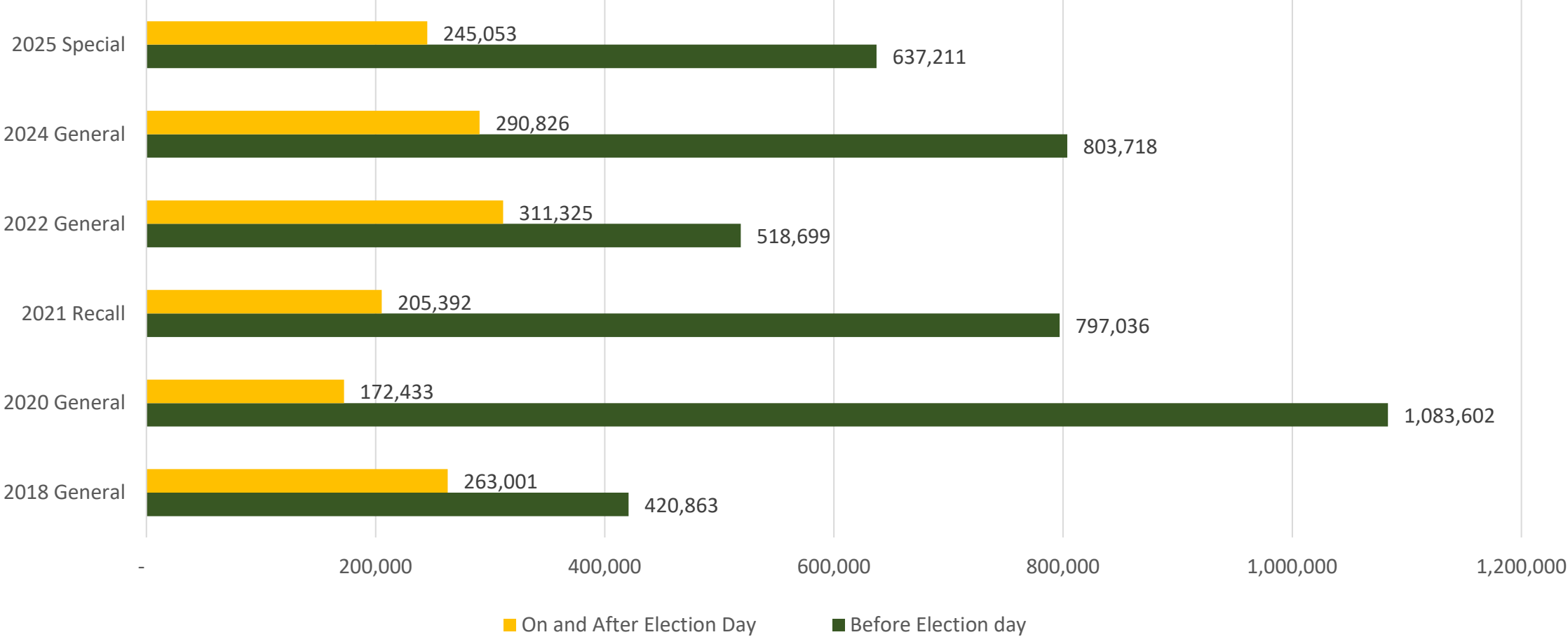


2025 Special Election – VBM Return Method





VBM Returned Before/After Election Day





Expanded Ballot Processing Capacity

- County invested \$4.1 million on Vote-By-Mail ballot processing equipment in 2023
- Results in 2025 Statewide Special Election
 - Early ballots in drop boxes started process same-day
 - 96.4% of early ballots in first results (up from 85% in Nov. 2022)
 - 91.1% of all ballots in E+3 results (up from 72.5% in Nov. 2022)



Speed of the Count

- During 2025 Statewide Special Election, only provisional ballots and VBMs that were signature challenged, required duplication or arrived later were left to process after **E+4**
- The results from 98.8% of accepted ballots on **E+4**
- Since 2020, the results from at least 95% of accepted ballots have been published from **E+4 to E+9**
- During 2018 General Election, the results from at least 95% of accepted ballots were not published until **E+18**



Signature Cure Deadlines & Certification

- 2024 General Election: Assembly Bill 3184 (Berman)
 - set a cure deadline of **E+26**
 - prohibited certification before **E+28**
- 2025 Special Election: Senate Bill 280 (Cervantes)
 - set a cure deadline of **E+26**
 - prohibited certification before **E+28**
- Future Statewide Elections: Assembly Bill 827 (Berman)
 - sets a cure deadline of **E+22**
 - prohibits certification before **E+24** for regular statewide elections



Federal Languages in OC – 2022 to 2026

- Chinese
- Korean
- Spanish
- Vietnamese

Voting Rights Act, 52 U.S. Code section 10503



Federal-Covered Language Assistance

- Language translation/assistance requirements:
 - All voting materials, including official ballots, County VIG, instructions/warnings on Ballot Drop Boxes and registration forms
 - Recruit bilingual poll workers for targeted precincts
 - Voter's Choice Act – voter education PSAs and materials in Vote Centers; voter assistance in Vote Centers and via hotline; and Election Administration Plan materials and workshops



State Languages in OC – 2026 to 2029

Maintain

Added

Not Required

Farsi

Hmong

Gujarati

Japanese

Indonesian

Hindi

Tagalog

Khmer

Nepali

Punjabi

[Elections Code section 14201](#)



State-Covered Language Assistance

- Language translation/assistance requirements:
 - Facsimile ballots for targeted precincts
 - Instructions/Warnings on Ballot Drop Boxes
 - Recruit bilingual poll workers for targeted precincts
 - Instructions in County Voter Information Guide
 - Voter's Choice Act – voter education PSAs and materials in Vote Centers; voter assistance in Vote Centers and via hotline; and Election Administration Plan materials and workshops



Accessibility Services for Voting

- Survey all voting locations for ADA compliance, space and parking
- Three ballot marking devices at each Vote Center
- ASL interpretation via video conferencing
- Curbside voting with a paper ballot
- Voters may bring up to two individuals to assist them
- Magna viewers, signature guides and large-print VIGs

Vote Secure



Security and Integrity Measures

The Orange County Registrar of Voters takes election integrity very seriously and completes numerous security steps to protect the County's elections.



Security and Integrity Measures



Physical
Technical
Process
People

Learn more: ocvote.gov/security



Security and Integrity Measures – Physical

- Badge access controls
- Auditable security seals
- Ballot drop boxes
 - Made of thick, secure metal
 - Bolted to concrete
 - Individually keyed



Security and Integrity Measures - Technical



- Electronic voter check-in with near real-time updates
- Voter data is secured and encrypted while in transit and at rest
- All votes are cast on paper ballots
- Pre- & post-election confirmation of voting system software version
- Vote tally system is not connected to the internet
- Intrusion detection/prevention systems in place



Security and Integrity Measures – Process

- Voter File Maintenance – Regular and consistent
- Ballot Handling – Daily randomized routes, GPS tracking, radio communication with controlled chain of custody
- Signature verification of all Vote-by-Mail ballots
- Pre-election & post-election Logic and Accuracy tests
- 1% Manual Tally and Risk Limiting Audit
- Partnerships – Federal, State, and Local law enforcement & DA



Security and Integrity – People

- Background checks on all employees
- Extensive training provided to all employees
- Two-person integrity for movement of ballots
- Use of DA Investigators, Sheriff's deputies, and security officers
- Command Center/Vote Center Help Desk
- Rapid deployment teams

Voter File Maintenance



Voter Registration Requirements

Help America Vote Act

- Prove identity with Driver's License / ID number or last four of SSN
- Utility bill, bank statement, paycheck, or other government document
- 0.16% of OC voters must provide proof before next federal election

California Elections Code

- Content of the voter registration affidavit shall be certified as to its truthfulness and correctness, under penalty of perjury
- Compare to DMV or Social Security records



Voter Registration Requirements

Proof of Citizenship Requirements

- Help America Vote Act
 - Form must ask registrant if a U.S. citizen; check box answer
- National Voter Registration Act
 - Form must ask registrant to self-attest and sign under penalty of perjury to being a U.S. citizen
- California Elections Code
 - Voter self-attestation of U.S. citizenship is evidence affiant is a citizen for voting purposes



Voter File Maintenance

- Mandated Daily Activities
 - Information from voters and government sources
 - State law: Update within 5 business days
- Additional discretionary activities, including
 - Identification of duplicate voter registration files
 - Access third-party data to identify possible voter changes
 - Encourage voters to re-register to update their information and signature



Voter File Maintenance

- Before elections
 - Identify and merge potential voter record pairs
 - Compare voter file to Experian deceased persons data
 - Review addresses with 10 or more registrants – is it a facility that can house that many registrants
 - Activate young voters who will turn 18 by Election Day
 - Review registrants pending due to a missing or bad residential address



Voter File Maintenance

- After Each Statewide General Election
 - Inactive: No forwarding/Out of state address change
 - Cancelled after two general elections after notice
 - More than 176,000 inactive voters cancelled in 2025



Voter File Maintenance

Official Government Sources

- USPS National Change of Address / Undeliverable election mail
- Social Security Administration
- Secretary of State / VoteCal
 - DMV
 - Department of Corrections
 - Superior Court
- OC Health Care Agency
- Other CA counties if voter re-registers



Voter File Maintenance

Third Party Sources

- Consumer credit reporting agency
- Direct marketing list brokers for national death records
- Family members, other voters, or the public

Refer suspicious activity and reports of fraud to OCDA and/or SOS

A registration record cannot be modified by third-party data, but OCROV uses the information to confirm the information's accuracy with the voter or official government sources



Voter File Maintenance

- Low undeliverable rates
 - 1.6% for 2024 Presidential Primary Election
 - 1.7% for 2024 Presidential General Election
 - 1.9% for 2025 Statewide Special Election
 - USPS undeliverable 1st Class Mail in FY 2024 – 4.72%
 - USPS undeliverable 1st Class Mail in FY 2025 – 4.49%
- Smallest number of unresolved updates for large counties
 - 0.002% of OC registered voters



Voter File Maintenance

2024 Performance Measurements:

- 974,220 – Number of Voter Registration Updates
- 81,185 – Average Transactions a Month

2025 Performance Measurements:

- 713,834 – Number of Voter Registration Updates
- 59,486 – Average Transactions a Month



Voter Registration File Maintenance

Registration Cancellations

- 2020 – 35,389
- 2021 – 62,567
- 2022 – 58,263
- 2023 – 115,570
- 2024 – 35,689
- 2025 – 205,622

Online Data Available



Media Kit

- Available online – ocvote.gov/media
- Accurate and helpful election administration information
- Instructions about how to access resources and data
- Library of graphics, photos and videos



Online Data Available

- Data Central – Registration and Ballots Returned
ocvote.gov/datacentral
- Map Central – Registration, Find My District, and Results
ocvote.gov/map-central
- Election Results – Results and What's Left to Process
ocvote.gov/results

Data Central



Current Voter Registration

ocvote.gov/datacentral

View Data

- Voter Registration
- **1,903,845 Voters***

Orange County Registrar of Voters	
Election Data Central	
Registration Ballots Results Maps Petitions Visualizations	
Current Registration Counts	
Total active voters	1,903,845
Total inactive voters (what are inactive voters?)	139,473
Change from yesterday	↓ -10
Change (%)	0
Statewide	21,240,236
Military and overseas	9,820
Party Counts	
DEM	692,782
REP	644,044

Current Registration Counts	
Total active voters	1,903,845



Party Registration on Data Central

ocvote.gov/datacentral

View Data

- Party Counts

Current Registration Counts	
Total active voters	1,903,845
Total inactive voters (what are inactive voters?)	139,473
Change from yesterday	↓ -10
Change (%)	0
Statewide	21,240,236
Military and overseas	9,820
Party Counts	
DEM	692,782
REP	644,044
AI	79,088
GRN	7,737
LIB	21,002
P-F	9,952
MISC	4,298
NPP	444,942

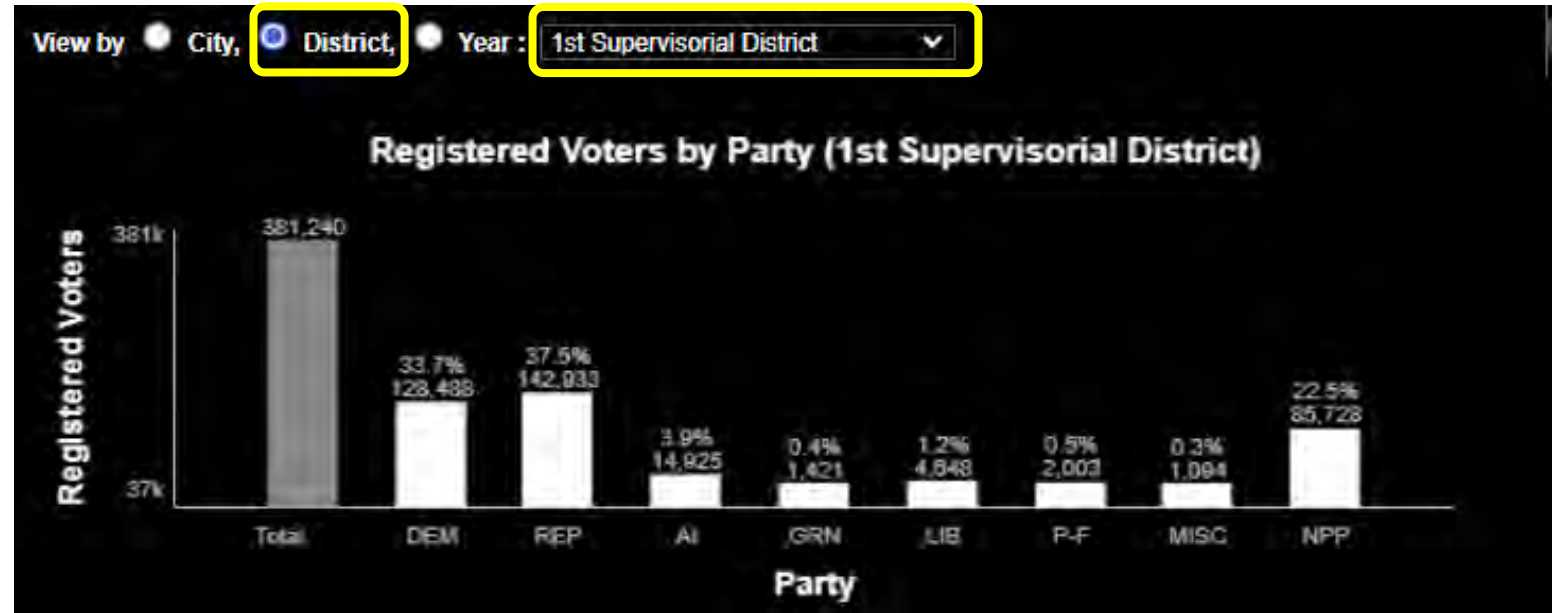


Party Registration on Data Central

ocvote.gov/datacentral

View Data

- City
- District
- Year





Ballots Returned on Data Central

ocvote.gov/datacentral

View Data

- Ballots Issued
- Ballots Returned

Orange County Registrar of Voters | Registration | Voting | Results | Data | Media | Community | About

Election Data Central

2026 Primary Election

Select ballots issued or returned: **Ballots Returned**

Current Total Ballots Issued	1,892,028
All ballots Issued	1,892,028
Military and overseas ballots	9,840
Total ballots	1,901,868
Vote-by-mail ballots issued by party	
*DEM	4
DEM	689,708
REP	642,415
*AI	2
AI	78,566
GRN	7,676
LIB	20,937
P-F	9,838
*P-F	2
N-P	446,814
Daily raw count of vote-by-mail ballots mailed	

Customized view by

City, District :

Map Central



Map Central

ocvote.gov/map-central

View Data

- Click for Tutorial
- Daily Registration
- Find My District
- Election Results





Daily Registration on Map Central

ocvote.gov/map-central

View Data

- District Type
- District Name
- Sub District Name
- Precinct

The screenshot displays the 'Map Central' interface for the Orange County Registrar of Voters. The page is titled 'Map Central | Orange County Registrar of Voters' and features a navigation bar with options like 'Daily Stats', 'Find My District', 'Current Election - Results', and 'Other'. The main content area is divided into several sections:

- Voter Registration Daily Stats:** This section provides an overview of the data available, including district representation, voter demographics, and registration trends. It includes a 'Click For Tutorial' link and a list of steps to select a district: Step 1: Select by DISTRICT TYPE (County Supervisor), Step 2: Select by DISTRICT NAME (1st Supervisorial District), Step 3: Select by SUB DISTRICT NAME (Whole District), and Step 4: Select by Precinct (No data). A yellow arrow points to this list.
- Map:** A map of Orange County is shown with a red outline highlighting a specific district.
- ACTIVE REGISTERED VOTERS:** A large number '762,452' is displayed.
- PRECINCTS:** A large number '744' is displayed.
- INCUMBENTS LIST:** A list of incumbents is shown, including '1st Supervisorial District: County Supervisor 1st District - Andrew Do'.
- PRECINCTS LIST:** A list of precincts is shown, including '10314', '10315', '10316', '10317', '10319', '10320', and '10325'.
- Voter Counts by District - Voter Registration Trends:** A bar chart showing the number of voters by district. The y-axis ranges from 600k to 800k, and the x-axis shows 'Whole District' with a value of 762,452.

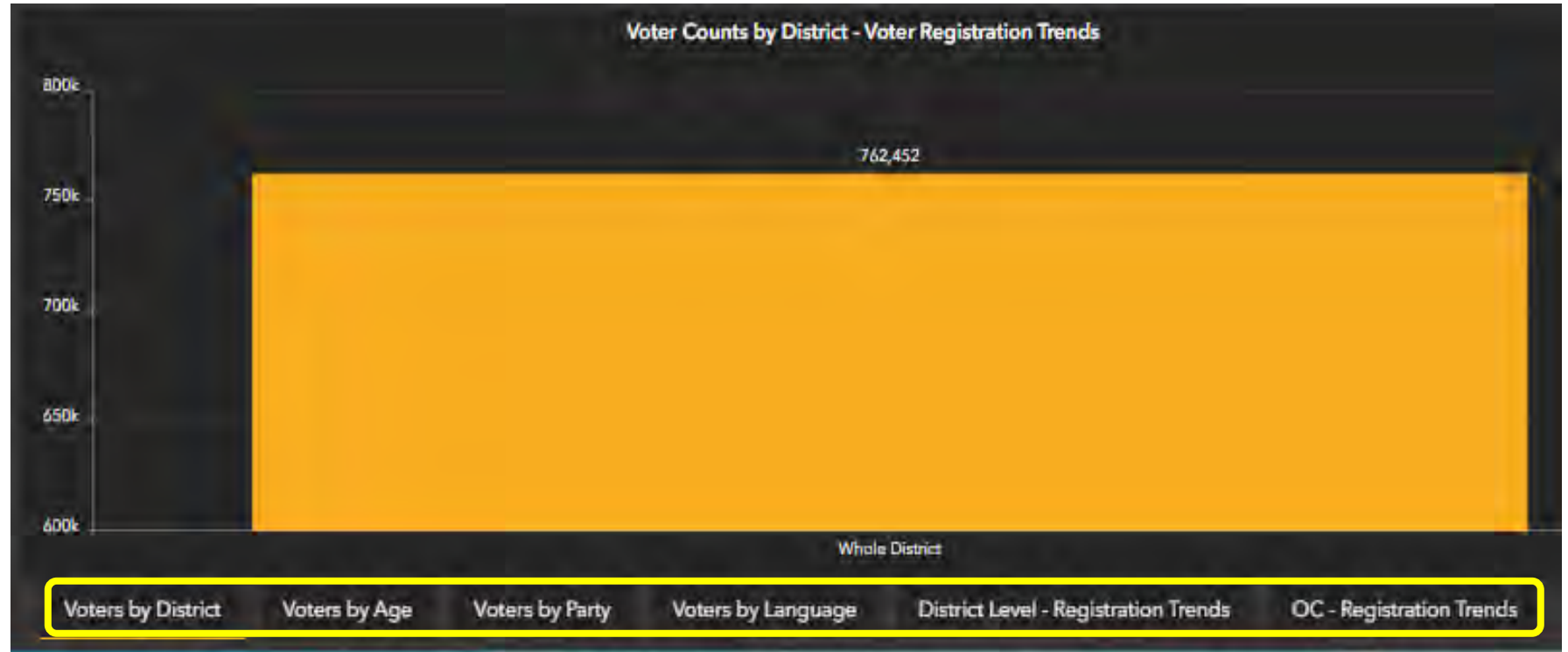


Daily Registration on Map Central

ocvote.gov/map-central

View Data

- District
- Age
- Party



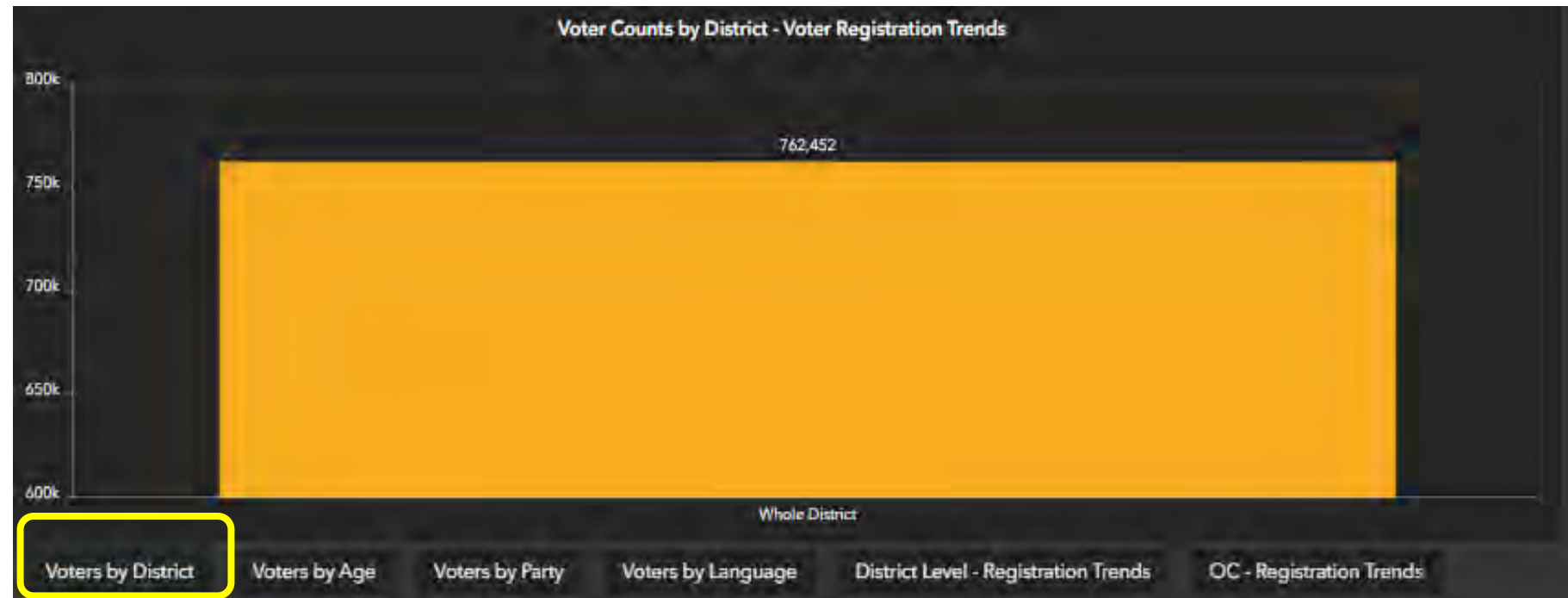


District Registration on Map Central

ocvote.gov/map-central

View Data

- District



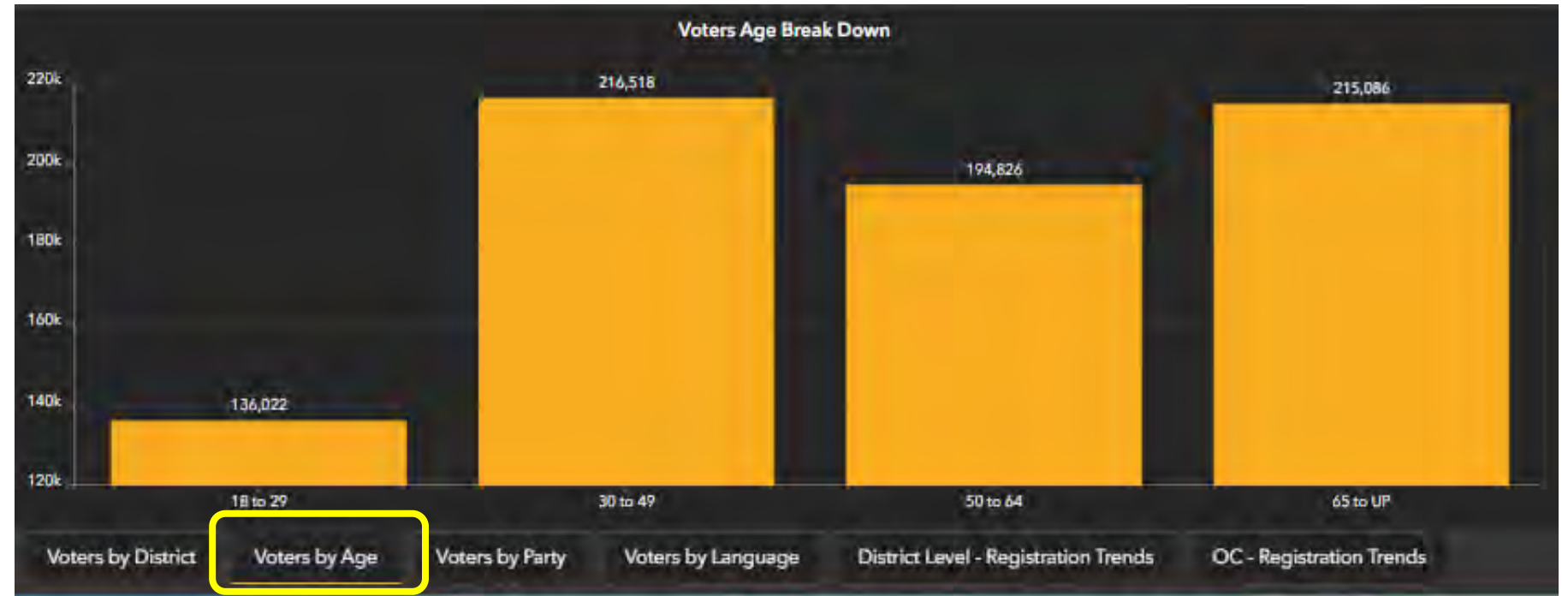


Age Group Registration on Map Central

ocvote.gov/map-central

View Data

- Age



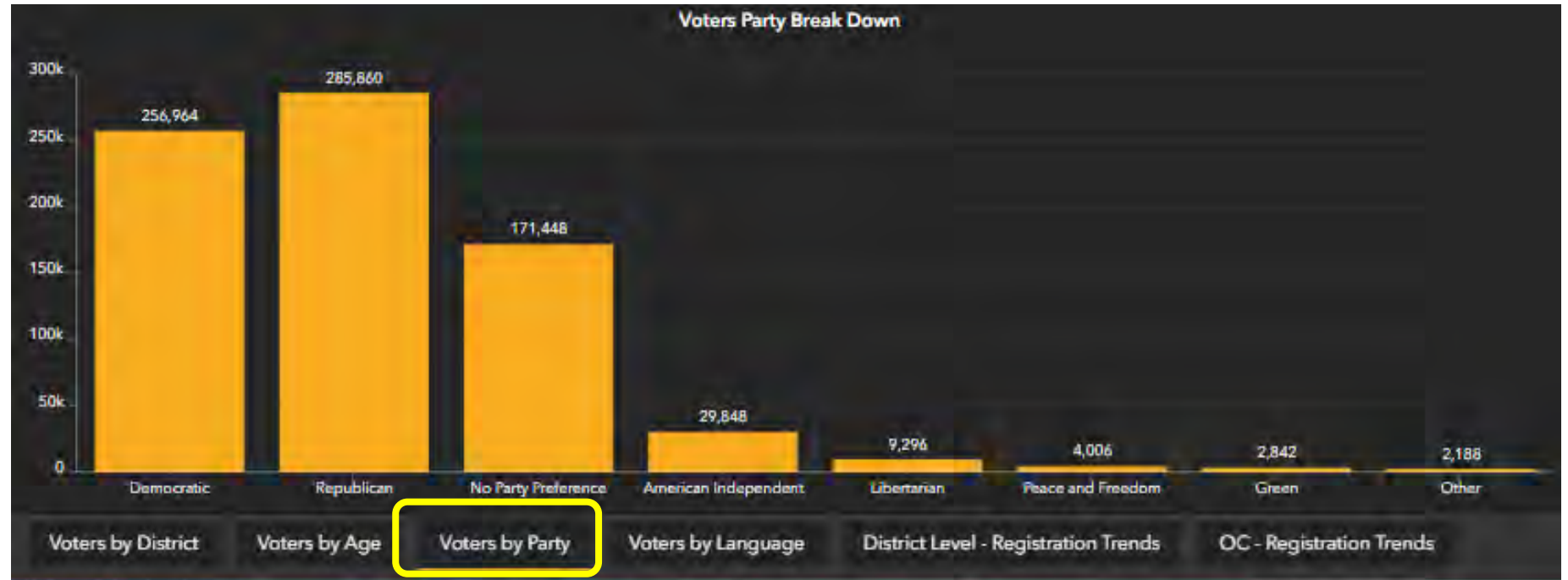


Party Registration on Map Central

ocvote.gov/map-central

View Data

- Party





Find My District on Map Central

ocvote.gov/map-central

- Find My District
- Enter Address



Map Central | Orange County Registrar of Voters

Daily Stats **Find My District** Current Election

Find My District - Lookup Tool

Find address or place

District Lookup Tool

Step 1: Begin entering your address, or by using the interactive map to click on a location

Step 2: If you entered an address, select the correct address from the suggested list to find the latest district boundaries.

Find address or place

Map labels: Seal Beach, Westminster, Garden Grove, Santa Ana, Fountain Valley, Huntington Beach, Newport Beach, Costa Mesa, Newport Beach.

District labels: 1st Supervisorial District, 2nd Supervisorial District, 34th Senate District, 36th Senate District, 47th Congressional District, 5th Supervisorial District, 70th Assembly District, 88th Assembly District.



Find My District on Map Central

VOTE CENTERS Map Central | Orange County Registrar of Voters

Daily Stats **Find My District** Current Election - Re

Find My District - Lookup Tool

District Lookup Tool

Step 1: Begin entering your address, or by using the interactive map to click on a location

Step 2: If you entered an address, select the correct address from the suggested list to find the latest district boundaries.

▼ Buena Vis, Irvine, California X 🔍 🕒

◀ Orange County

Orange County

- US President - Joseph R. Biden
- United States Senator - Alex Padilla
- United States Senator - Laphonza Butler
- Governor - Gavin Newsom**
- Lieutenant Governor - Eleni Kounalakis
- Secretary of State - Shirley Weber
- State Controller - Malia Cohen
- State Treasurer - Fiona Ma
- Insurance Commissioner - Ricardo Lara
- Attorney General - Rob Bonta
- Superintendent of Public Instruction - Tony K. Thurmond
- County Superintendent of Schools - Al Mijares
- Assessor - Claude Parrish
- Clerk-Recorder - Hugh Nguyen

Search result: 1300 S Grand Ave, Santa Ana, CA, 92705, USA

Show more results

Zoom to



Results by Precinct on Map Central

Map Central | Orange County Registrar of Voters

Daily Stats | **Current Election - Results** | Other

2024 City of Anaheim District 3 Special Recall Election

ELECTION RESULTS DATA:
Election Results can be used by the general public and other interested parties to view map-based election results.

Explore election results by selecting your area of interest and contest. Use the map tabs to view results by elected office, and proposal and explore voter turnout.

PRECINCT SELECTION:
Click on the Selection Button on the upper left of the map to select the Precinct winner by select Contest.

PRECINCT WINNER:
The result will only display if there are greater than 10 ballots cast per Contest per Precinct.
Precinct less than 10 ballot cast will have a Gray Hatching.

Follow the Steps below to select Contest or Precinct:

Contest Selected:
2024 City of Anaheim
District 3 Special Recall Election

Optional: Select a Precinct
Optional to Select a Precinct

City of Anaheim, County of Los Angeles, California State Parks, Esri, TomTom, Garmin, SafeGraph, GeoTechnologies, Inc, METV/NASA, USGS, Bureau of Land Management, EPA, NPS, USDA, USFWS | Orange County Registrar of Voters Powered by Esri

CONTEST CHOICE

Shall Natalie Rubalcava be recalled (removed) from the Office of Council Member of District 3 of the City of Anaheim?

No	3,238
Yes	2,773

Results Updated: 6/19/24 @ 5:05 PM
Official Election Results

Select CONTEST CHOICE to see the WINNER by Precinct Highlighted in green. Only the Precinct with 10+ ballots cast will show.

VOTERS

BALLOT CAST	REGISTERED	TURN-OUT
6,018	25,829	23.30%

OVERVOTES: 0 UNDERVOTES: 3

TOTAL CAST VOTES

COUNT	TURN-OUT
6,015	23.29%

CAST VOTES TYPE

VOTE CENTER		VOTE BY MAIL	
COUNT	TURN-OUT	COUNT	TURN-OUT
297	1.15%	5,718	22.14%

TOTAL PRECINCTS

16

Total 16 Precincts for the Election

Precinct Count | List



Results by Precinct on Map Central

2024 City of Anaheim District 3 Special Recall Election

ELECTION RESULTS DATA:
Election Results can be used by the general public and other interested parties to view map-based election results.

Explore election results by selecting your area of interest and contest. Use the map tabs to view results by elected office, and proposal and explore voter turnout.

PRECINCT SELECTION:
Click on the Selection Button on the upper left of the map to select the Precinct winner by select Contest

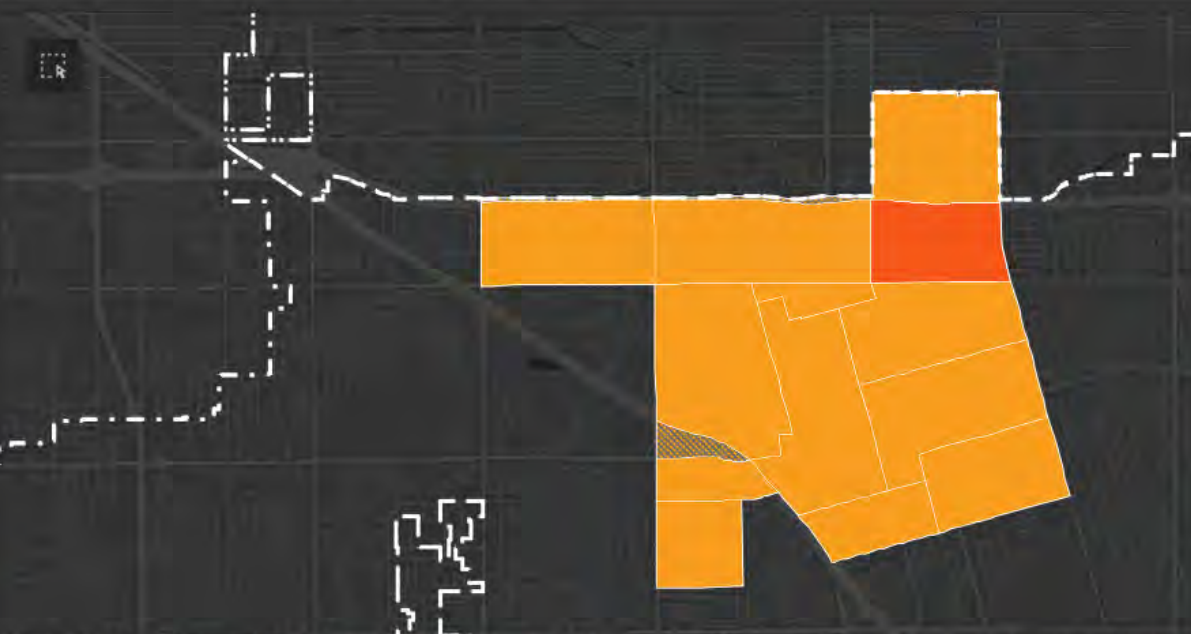
PRECINCT WINNER:
The result will only display if there are greater than 10 ballots cast per Contest per Precinct
Precinct less than 10 ballot cast will have a Gray Hatching

Follow the Steps below to select Contest or Precinct:

Contest Selected:
2024 City of Anaheim
District 3 Special Recall Election

Optional: Select a Precinct
02001

Results Updated: 6/19/24 @ 5:05 PM
Official Election Results



City of Anaheim, County of Los Angeles, California State Parks, Esri, TomTom, Garmin, SafeGraph, GeoTechnologies, Inc, METI/NAS

CONTEST CHOICE

Shall Natalie Rubalcava be recalled (removed) from the Office of Council Member of District 3 of the City of Anaheim?

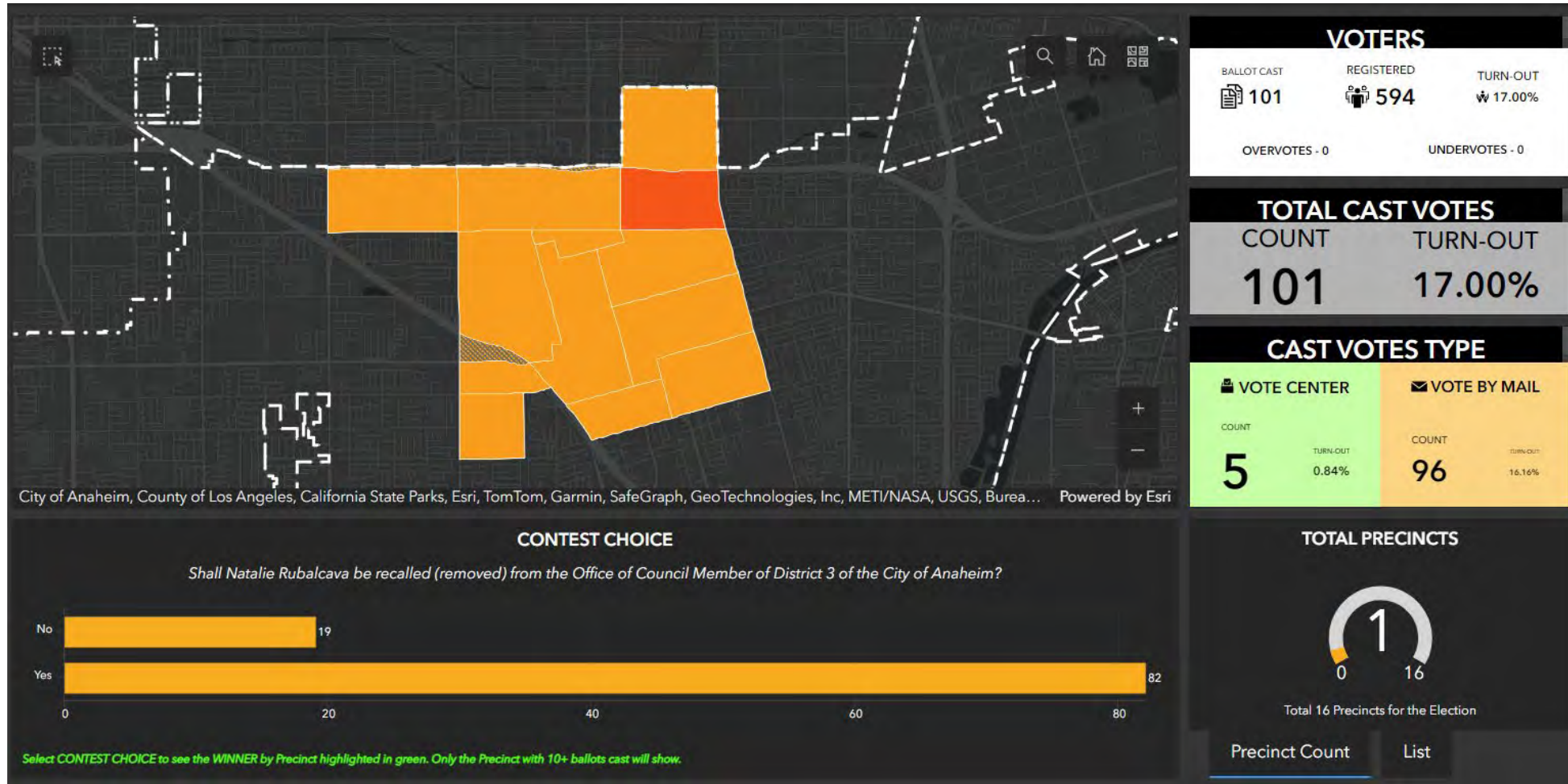
Response	Count
No	19
Yes	41

Select CONTEST CHOICE to see the WINNER by Precinct highlighted in green. Only the Precinct with 10+ ballots cast will show.





Results by Precinct on Map Central



Results

Reporting Schedule / Ballots Left To Process



ocvote.gov/results

View Data

- Results

A screenshot of the ocvote.gov/results website. The page has a dark navigation bar at the top with links for Home, Registration, Voting, Results, Elections, Candidates, Data & Research, Media, Community, and About. A search bar and language options (English, Español, Tiếng) are also present. The main content area is titled "Results" and features a sub-heading "Election Results" with the text "Fast, accurate, and detailed election results at your fingertips. Customize how you view election results and more." Below this are three white cards. The first card, "Current Election Results", has a document icon and a "View" button highlighted with a yellow arrow. The second card, "Customized Election Results", has a slider icon and a "View" button. The third card, "Election Results Archives", has a folder icon and a "View" button.

Election Results



Website Updated: 6/19/2024 4:18:31 PM Refresh Display Auto-Refresh

2024 City of Anaheim District 3 Special Recall Election

Results Precincts Reporting Voter Turnout Reports Like Post

OFFICIAL ELECTION RESULTS

VOTER TURNOUT

23.3%

Ballots Counted: 6,018
Registered Voters: 25,829

PRECINCTS REPORTING

100%

Partially Reporting: 0
Fully Reporting: 16
Total Precincts: 16

List Slideshow Customize Viewing Results

Showing 1 of 1 contests

Shall Natalie Rubalcava be recalled (removed) from the Office of Council Member for District 3 of the City of Anaheim?
(VOTE FOR 1)

<input type="checkbox"/> No	3,240	53.87%	<div style="width: 53.87%;"></div>
<input type="checkbox"/> Yes	2,775	46.13%	<div style="width: 46.13%;"></div>

Reporting Schedule / Ballots Left To Process



A screenshot of the 'Results' page on the County of Orange website. The page has a dark navigation bar at the top with links for Home, Registration, Voting, Results, Elections, Candidates, Data & Research, Media, Community, and About. A search bar and language options (English, Español, Tiếng Việt) are also present. The main content area is titled 'Results' and 'Election Results'. Below this, there is a sub-header: 'Fast, accurate, and detailed election results at your fingertips. Customize how you view election results and more.' Three main content cards are displayed: 'Current Election Results' with a 'View' button, 'Customized Election Results' with a 'View' button, and 'Election Results Archives' with a 'View' button. A yellow arrow points from the 'View' button of the 'Customized Election Results' card to the right.

[Detail Data and Reports](#)

Detailed district reports for the election.

[Election Night Operations](#)

Election night monitoring and live video broadcast.

[Election Night Reporting Schedule](#)

View the Election Night Reporting Schedule.



Results Reporting Schedule

Home Registration Voting Results Elections Candidates Data & Research Media Community

node / Election Results Reporting Schedule / Revisions / 24331 / Revision of Election Results Reporting Schedule from Sat, 02/24/2024 - 14:16

Election Results Reporting Schedule

March 5, 2024 Presidential Primary Election Results Reporting Schedule

Tuesday, March 5th	8:05 p.m.	First Election Night unofficial results (vote-by-mail ballots only).
Tuesday, March 5th	9:30 p.m.	First unofficial in-person voting results.
Tuesday, March 5th	10:00 p.m.	Second unofficial in-person voting results.
Tuesday, March 5th	10:30 p.m.	Third unofficial in-person voting results.
Tuesday, March 5th	11:00 p.m.	Fourth unofficial in-person voting results.
Tuesday, March 5th	11:30 p.m.	Fifth unofficial in-person voting results (tentative last results, but updates will continue until all Vote Centers have reported)
Wednesday, March 6th	5:00 p.m.	First update following Election Night

Updates will continue each weekday by 5:00 p.m. during the canvass period until the last official results are posted.

15370 views

📞 📍 🌐 📧 📷 📺

Reporting Schedule / Ballots Left To Process



Reporting Schedule

June 4, 2024 City of Anaheim District 3 Special Recall Election

Tuesday, June 4th	8:05 p.m.	First Election Night unofficial results (vote-by-mail ballots only).
Tuesday, June 4th	9:30 p.m.	Second Election Night unofficial results (tentative last results for the evening - check the results page for update times on election night)
Wednesday, June 5th	5:00 p.m.	First update following Election Night

Updates will continue each weekday by 5:00 p.m. during the canvass period until the last official results are posted.

Popular Links

- Risk Limiting Audit
- Current Election Results
- Customized Election Results
- Election Results Reporting Schedule
- Election Night Operations

Popular Links

- Election Results Reporting Schedule
- Election Night Operations
- Detailed Data and Reports
 - What's Left to Count
 - Final Ballots to Count

Orange County Registrar



Ballots Left To Process

Registration Voting Results Elections Candidates Data & Research Media Community About English Español Tiếng Việt

What's Left to Process

***IMPORTANT DISCLAIMER:** Ballot estimates will expand as eligible ballots (mailed on or before Election Day) are received via USPS and ballots deposited in official drop boxes (prior to 8PM on Election Night) are received and processed.

Note: These estimates were prepared based on averages and will be adjusted following additional detailed sorting.

Estimate of Ballots Left to Process
Click here to see an estimate of the total ballots left to process.

Vote-by-mail Ballots received on or before Election Day via mail left to process
Click here to see an estimate of vote-by-mail ballots left to process.

Ballots Returned at Drop Boxes Left to Process
Click here to see an estimate of ballots returned at drop boxes left to process.

Duplicated Ballots Left to Process
Click here to see ballots that require duplication left to process.

***Eligible Vote-by-Mail Ballots Received After Election Day Left to Process**
Click here to see an estimate of eligible vote-by-mail ballots received after Election Day left to process. These numbers can fluctuate, and reflect eligible vote-by-mail ballots received up to 72 hours after Election Day.

Conditional Voter Registrations Left to Process
Click here to see an estimate of eligible conditional voter registrations left to process. These numbers include voters who registered and voted after the close of registration.

f t i y Orange County Registrations

Media Opportunities Schedule



Media Opportunities Schedule

- **Saturday, May 2:** Vote-By-Mail Ballot Mailing Begins
 - Visuals of ballots on pallets being loaded for transport to USPS for mailing on Monday, May 4
- **Monday, May 4:** Early Voting Begins
 - OC ROV office open for in-person voting
 - Ballot drop-off locations open
- **Tuesday May 5:** Testing and VBM Ballot Processing Begins
 - Creation and scanning of test ballots for Logic and Accuracy Test
 - VBM ballot processing includes sorting, signature verification



Media Opportunities Schedule

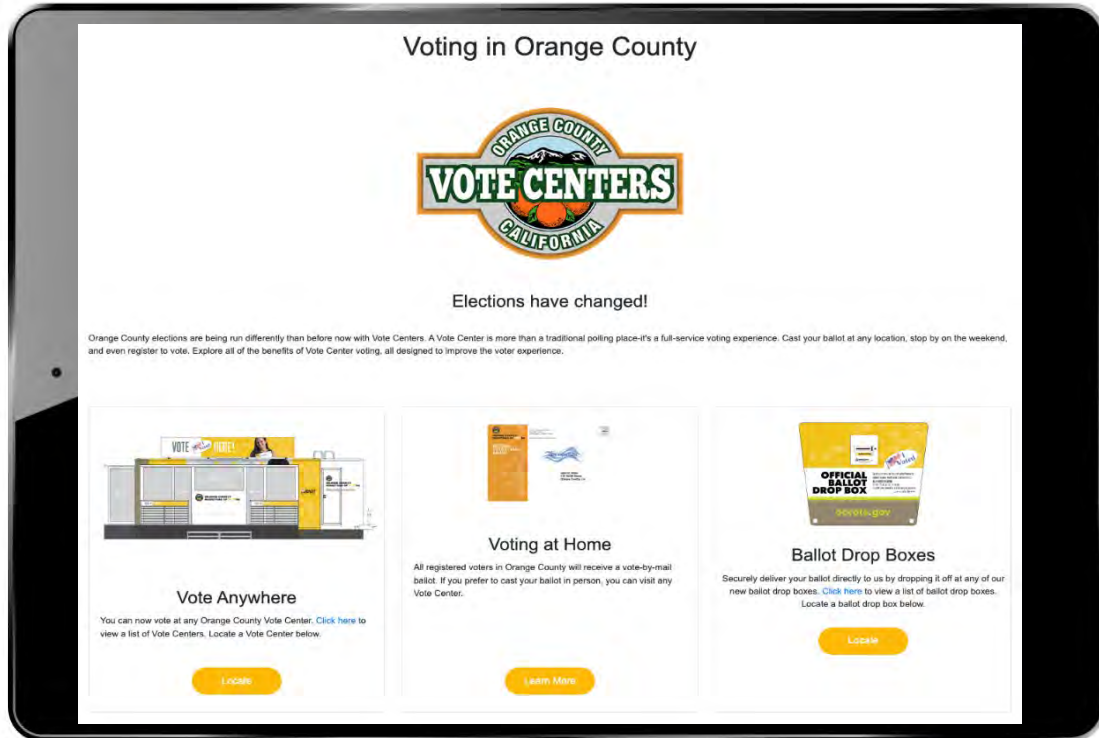
- **Saturday, May 23:** 39 Select Vote Centers Open for 11 Days
 - Visuals of Vote Centers opening
 - Set up visuals available
- **Week of May 26:** Media Tour at OC ROV
 - Guided tour of ballot-processing center
 - TV stand-ups with OC Registrar
- **Saturday, May 30:** 152 Additional Vote Centers Open for 4 Days
 - Visuals of Vote Centers opening and set up



Media Opportunities Schedule

- **Tuesday, June 2: Election Day**
 - Ballot processing and counting at OC ROV
 - Results starting at 8:05 p.m., followed by 9:30 p.m., and then each half hour until all precincts have been reported on election night
- **Wednesday, June 3: Official Canvass Begins**
 - VBM ballot processing and counting continues
 - Audits and post-election testing of election equipment and software
 - Daily schedule available – ocvote.gov/observe

Contact Us



Registrar of Voters
1300 S. Grand Ave. Bldg C, Santa Ana



Online
ocvote.gov



Live Chat
ocvote.gov/chat



Call – Media
714-567-5197



Email - Media
mediasupport@ocvote.gov



Questions



**THANK
YOU!**

